



Installation Instructions

The Next Dimension in Technical Service Information

Kit Number: 1126700

Date: 2-16-04

Installation Instructions: 1126701

Rev A

Subject: 16oz. Can Vend Deflector

ECN: 45400

Vendors: V21 Machines that Vend 16oz. Product

Rev Date: N/A

Purpose: To ensure that 16oz. product does not jam during vend

Parts List

<i>Quantity</i>	<i>Part Number</i>	<i>Description</i>
1	1126394	Deflector, Vend, V21
4	1126599	Clip, Vend Deflector, V21
1	1126701	Installation Instructions

Caution: *Disconnect power cord from power source and place the red power switch in the off position before beginning installation.*

Installation

- Step #1** Assemble vend deflector by sliding s-clips (p/n 1126599) onto deflector (p/n 1126394). See Figure #1 locations.
- Step #2** Remove motor cover plate. See Figure #2.
- Step #3** Align cutout in deflector with plug in center of mech plate ledge. See Figure #3.
- Step #4** Install deflector by sliding s-clips onto mech plate ledge.
- Step #5** Replace mech plate cover.

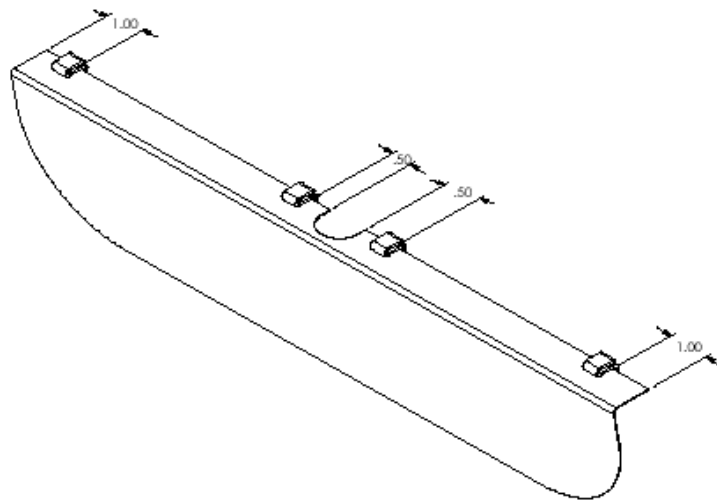


Figure #1: Vend Deflector Assembly

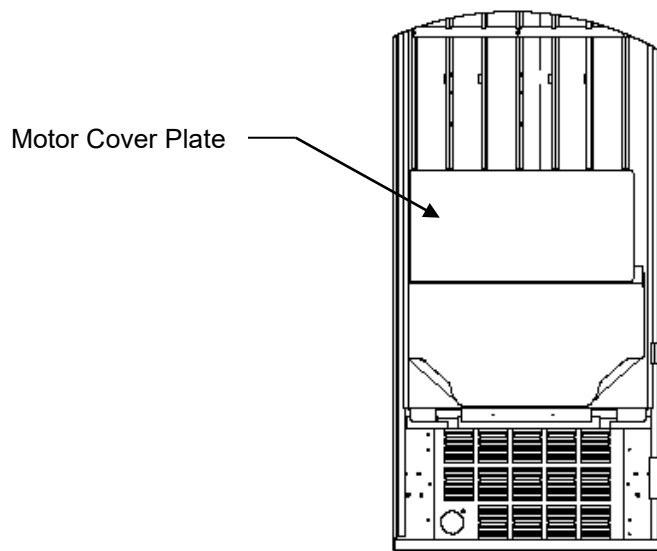


Figure #2: Motor Cover Plate

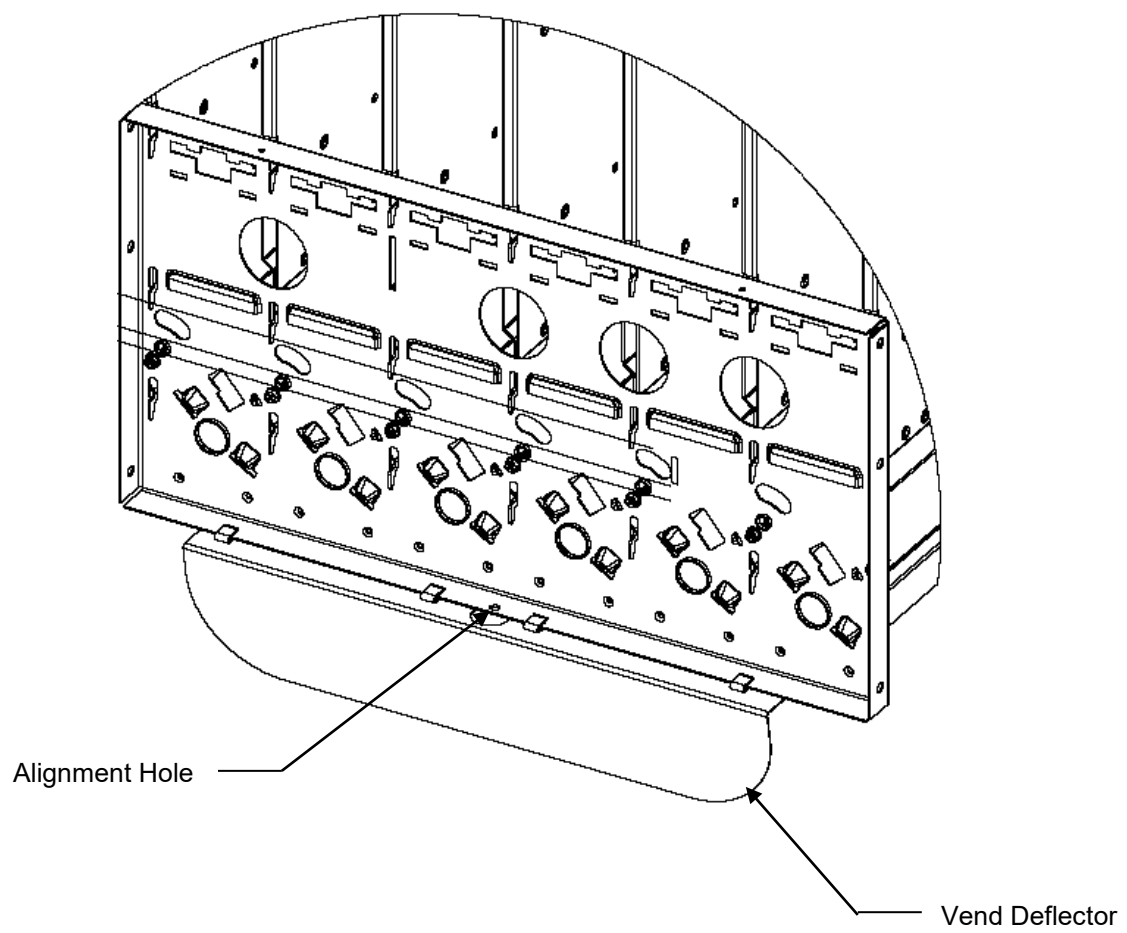


Figure #3: Install Vend Deflector