

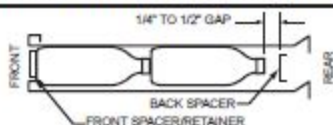
# V21 PRODUCT SETUP AND LOADING INSTRUCTIONS

FOLLOW THE 3 STEPS BELOW WHEN SETTING VENDOR UP FOR A PRODUCT

1

## BACK SPACER

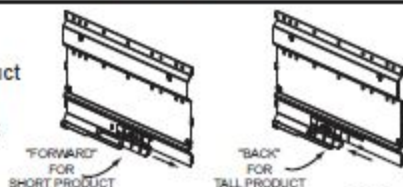
Adjust the back spacer to provide approx. 1/4" to 1/2" gap between the front spacer, product and back spacer.



2

## PRODUCT STEP

For short product vending, move the product step to the "FORWARD" position.  
For tall product vending, move the product step to the "BACK" position.



3

## DEPTH SETTING (ELECTRONIC CONTROL MODE)

The "DEPTH SETTING" for each column must correspond to the number of products in the column. For example; the depth setting for a column vending double depth bottles must be set to "2", and a column set to vend quadruple depth cans must be set to "4".

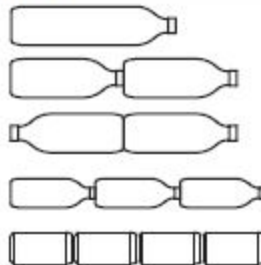
Refer to the VEC 12 programming instructions for details on how to access and change the depth setting mode.

- 4 Deep: Cans between 4.50" and 4.85" tall.
- 3 Deep: Bottles or cans between 4.85" and 6.50" tall.
- 2 Deep: Bottles between 6.50" and 9.95" tall.
- 1 Deep: Bottles taller than 9.95".

## PRODUCT LOADING

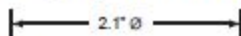
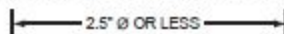
- Single depth bottles should be loaded with cap toward the back.
- Double depth bottles may be loaded with caps toward the back, or butt to butt.
- Triple depth bottles must be loaded with caps toward the back.
- Quadruple depth cans may be loaded any direction.

FRONT  
VENDOR



## SMALL DIAMETER PRODUCT SETTING

- Small diameter products (less than 2.5" Ø) such as 500 ML water bottles require the use of side spacer PN 1125921.
- Small diameter 250 ML energy drink cans (2.1" Ø) require the use of conversion kit PN 1121638.



## NOTES

- Side spacers ARE NOT required for 12 oz. can vending.
- Vend mechanism is self priming. No need to manually prime after initial load or reload.
- For questions regarding product settings, contact the Vendo Technical Services Department at 1-800-344-7216 ext.3368 (US/Canada) or 559-439-1770 ext.3368.

SHORT PRODUCT = LESS THAN 7'0" TALL (PRODUCT STEP FORWARD)

TALL PRODUCT = MORE THAN 7'0" TALL (PRODUCT STEP BACK)

MIN. PRODUCT HEIGHT